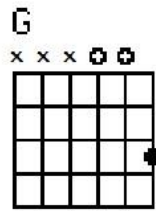



## Learn to Read Music: 1<sup>st</sup> Chord G




↓ The letter above the staff tells you which chord to play

G



Instead of clapping the rhythm, we can strum the rhythm. Strum the G chord and count in your head.


G



**How many times do you strum the G chord in this song?**

Instead of counting in your head, musicians like to tap their toe. Try tapping your left toe to keep the beat.

G



Really work on your strumming technique so the notes ring clear.